

THE **MAHJONG** LINE
PRESENTS

THE **FOODIE** LINE

OFFICIAL
FIELD GUIDE

MILK WHITE
RELEASE

SO WHO IS
OUR **FOODIE** GAL?

The consummate host and connector. She celebrates the differences in people and her parties bring together quite a superb motley crew. Her unofficial amuse-bouche is a game of trivia. And her post-dinner palate cleanser is karaoke. With an appetite for experimentation, she has a dash of mad scientist in her. This is her trademark concoction of fun.
































OUR HOUSE RULES ARE THESE:

- Keep the game moving at a nice clip, but no harm in pausing for a sensational, must-hear story.
- Say the tile name clearly when discarding. Stack your second left.
- Don't pick up for a concealed line or you'll receive a * next to your Mahjong*.
- If cocktails are involved, disregard all above rules and have at it.

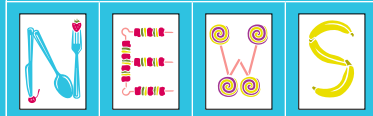
COMMIT TO THE LINE. REVEAL THE LINE. AND, IN THE END, ALWAYS ACKNOWLEDGE A BEAUTIFUL LINE.



THE MAHJONG LINE

													
SUITS		1	2	3	4	5	6	7	8	9	DRAGONS		
		DOTS											WHITE & SOAP
		BAMS											GREEN
		CRACKS											RED

WINDS



FLOWERS



SCAN

TO LEARN
AMERICAN
MAHJONG



JOKERS



152 TILES ARE REQUIRED IN AMERICAN MAHJONG. This Foodie set has extra jokers and blanks for a total of 160 tiles.

1-9 DOTS (four of each): 36

1-9 BAMS (four of each): 36

1-9 CRACKS (four of each): 36

Four of each WIND (N, E, W, S): 16

Four of each DRAGON (white, green, red): 12

FLOWERS: 8 JOKERS: 10 BLANKS: 6

HELPFUL HINTS

Rules abound in the game of Mahjong. But fear not, no need to master them all at once. The key to the game is understanding the **NMJL card**. The winner is the first player to complete a line from the card. Visit **themahjongline.com** to learn more.

- The dealer deals 14 tiles to herself and 13 tiles to everyone else.
- Begin to organize your tiles to help you “find your line.” Look for pairs or multiples of the same tile. Determine if the majority are even or odd numbers. Look for consecutive runs in the same suit or different suits. The tiles that don’t seem to fit into any of these patterns become your tiles for discard during the Charleston and after.
- Players begin the Charleston to exchange three discard tiles with other players (remember: Right/Over/Left/Left/Over/Right or “ROLLOR”).
- Dealer begins by discarding an unwanted tile face up onto the table and naming the tile out loud for all players to hear.
- Counterclockwise, player draws a tile from the wall where dealing ended.
- Same player then discards an unwanted tile from her rack face up onto the table and names the tile.
- The same draw/discard process continues in a counterclockwise fashion.

- Following the discard of any tile, any player can pause the game by announcing “stop” before the next player draws and racks the new tile.
- Player who pauses the game can pick up only the most recently discarded tile if and only if the tile completes a meld of three or more tiles in her line.
- A discarded tile can never be picked up for a single or pair unless it completes the whole line to Mahjong.
- To pick up a discarded tile, player must expose the completed meld on top of her rack.
- Exposed melds will remain exposed throughout the game without being altered.
- Player who paused then discards a tile and play resumes counterclockwise.
- The first player to complete a line from the card announces “Mahjong!” revealing her line.
- Because a completed line requires 14 tiles, a player will need to use her final drawn tile to win.

JOKERS: Can be used as any tile, but cannot be used as a single or in a pair. If a joker is in an exposed meld, any player (during her turn) can exchange the appropriate tile for the joker.

BLANKS: Traditionally used as a replacement for a lost tile, the blanks have become a way to give the game added fun and intrigue. If you play with them, they can be swapped for any discarded tile during a player’s turn. Blanks do not need to be exposed.

DIRECTION OF PLAY: To really make your head spin, the walls are played clockwise, curtsying from the right. However, game play is counterclockwise.